

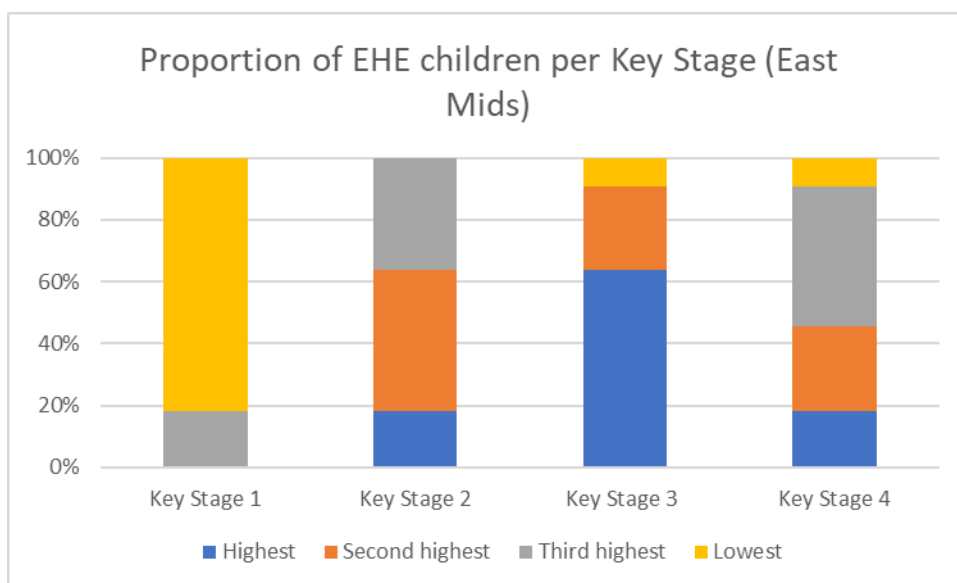
ADCS EHE survey 2021

Regional breakdown

A summary breakdown of key figures from the ADCS EHE survey 2021 for each of the nine regions. Averages are based on the number of responding local authorities for each specific indicator.

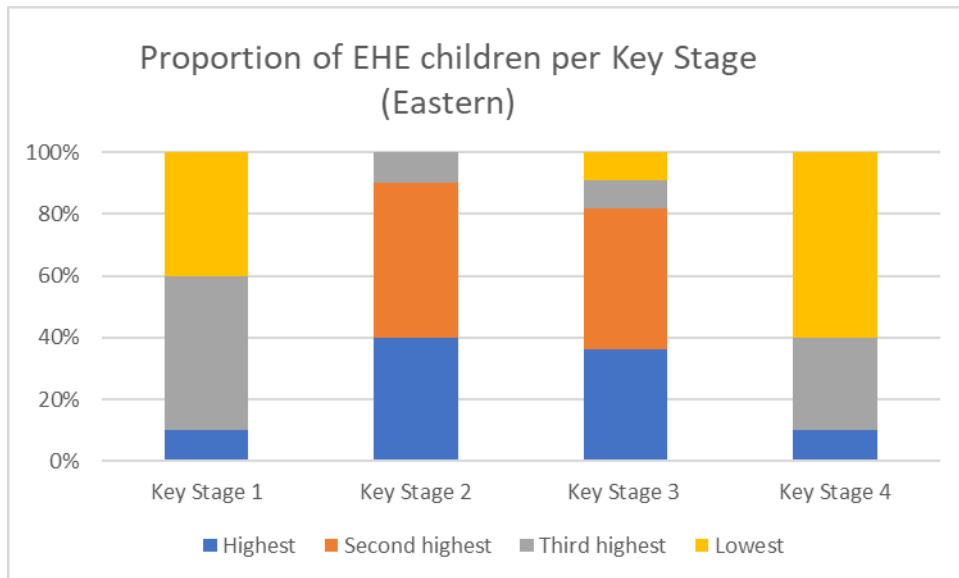
East Midlands (11 responding LAs)

Indicator	Total	Regional average per responding LA
Number of children who are EHE on school census day (7 October 2021)	7443	677
Number of notifications for EHE between 1 September 2020 and 31 August 2021	4466	406
Cumulative total across 2020/21 academic year	10152	923
Average budget for EHE in 2020/21	N/A	£108,576.64
Average spend on EHE in 2020/21	N/A	£125,477.60



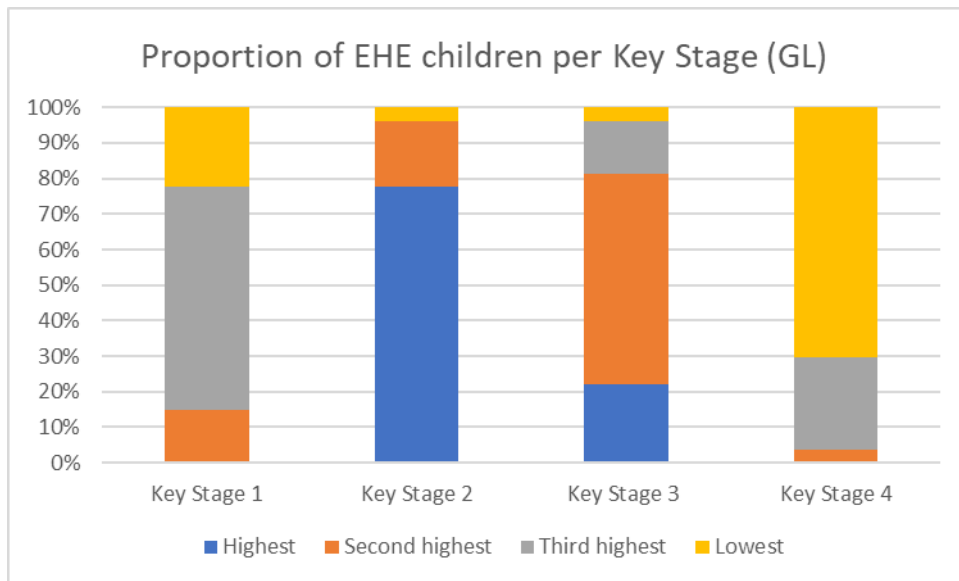
Eastern (10 responding LAs)

Indicator	Total	Regional average per responding LA
Number of children who are EHE on school census day (7 October 2021)	10253	1025
Number of notifications for EHE between 1 September 2020 and 31 August 2021	4466	406
Cumulative total across 2020/21 academic year	10152	923
Average budget for EHE in 2020/21	N/A	£131,313.00
Average spend on EHE in 2020/21	N/A	£115,586.00



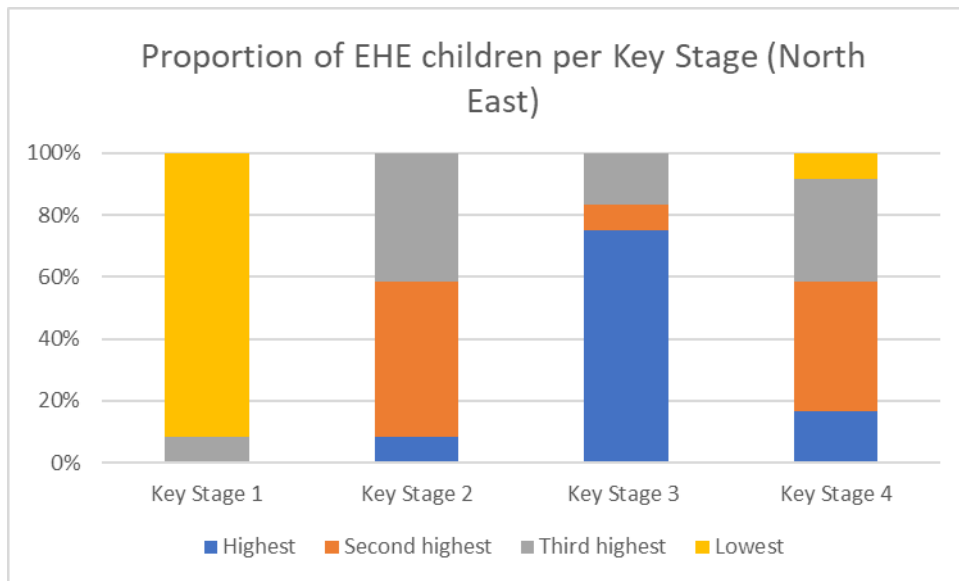
Greater London (27 responding LAs)

Indicator	Total	Regional average per responding LA
Number of children who are EHE on school census day (7 October 2021)	8100	300
Number of notifications for EHE between 1 September 2020 and 31 August 2021	6656	247
Cumulative total across 2020/21 academic year	11544	426
Average budget for EHE in 2020/21	N/A	£48,115.00
Average spend on EHE in 2020/21	N/A	£60,935.00



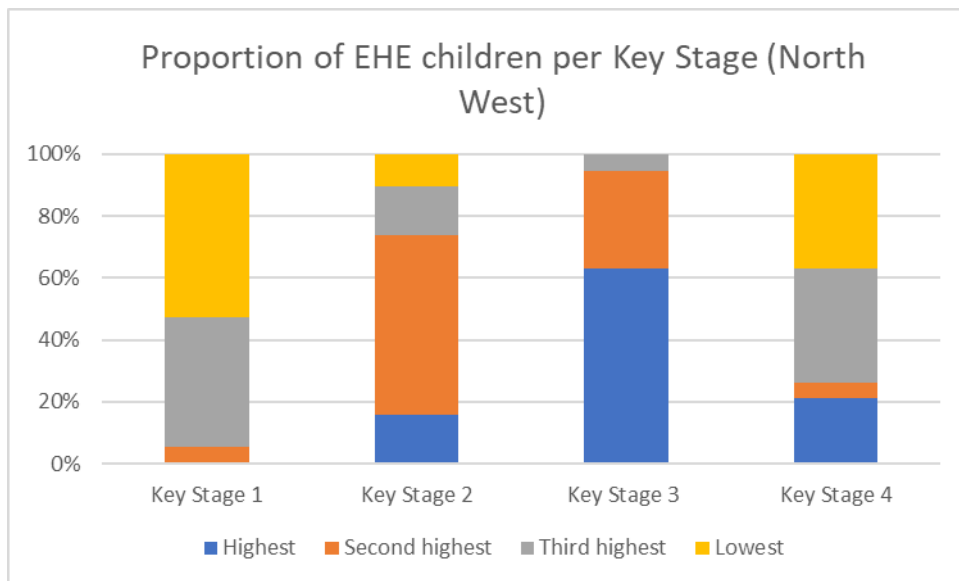
North East (12 responding LAs)

Indicator	Total	Regional average per responding LA
Number of children who are EHE on school census day (7 October 2021)	2640	220
Number of notifications for EHE between 1 September 2020 and 31 August 2021	1738	145
Cumulative total across 2020/21 academic year	3359	280
Average budget for EHE in 2020/21	N/A	£22,683.00
Average spend on EHE in 2020/21	N/A	£35,138.00



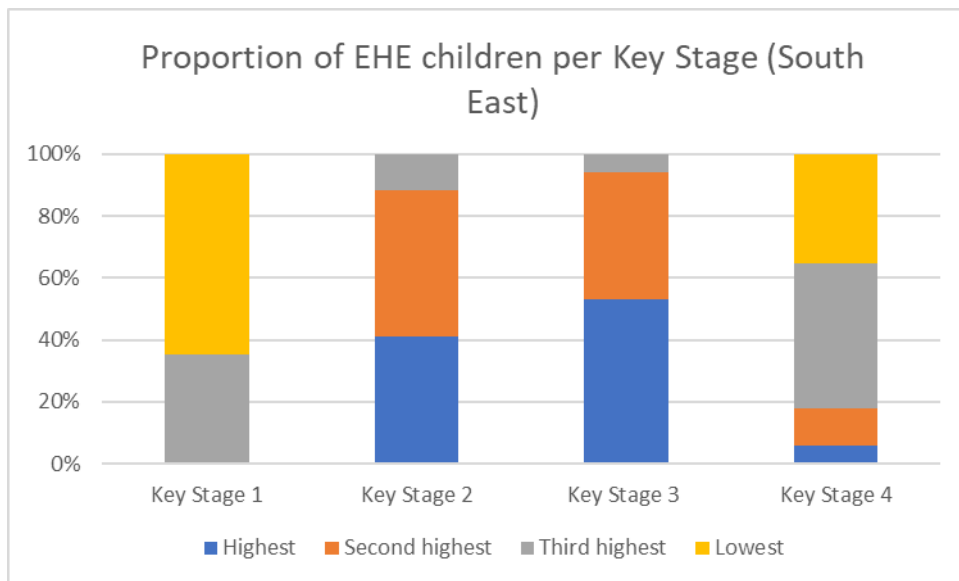
North West (19 responding LAs)

Indicator	Total	Regional average per responding LA
Number of children who are EHE on school census day (7 October 2021)	7248	381
Number of notifications for EHE between 1 September 2020 and 31 August 2021	5302	145
Cumulative total across 2020/21 academic year	10239	539
Average budget for EHE in 2020/21	N/A	£55,090.00
Average spend on EHE in 2020/21	N/A	£65,713.00



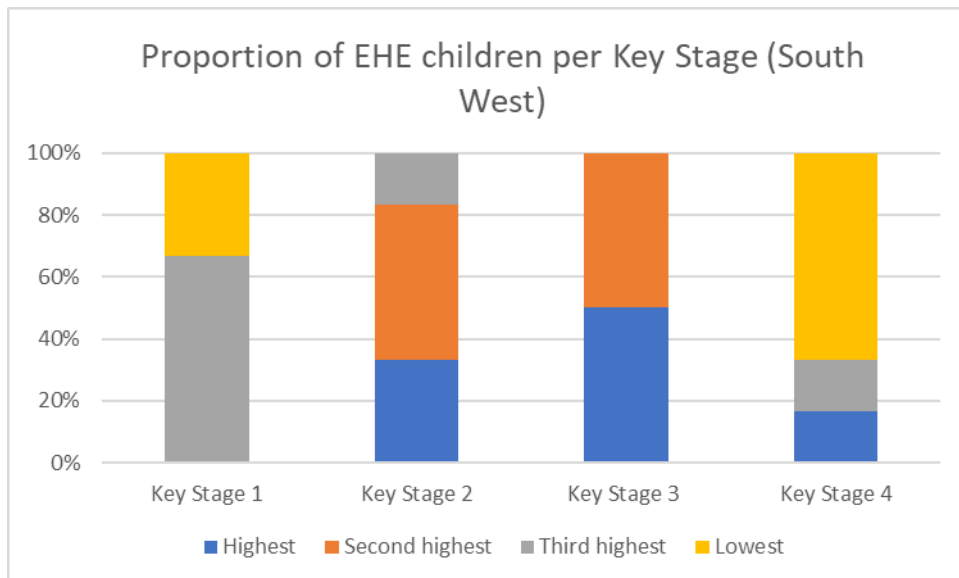
South East (17 responding LAs)

Indicator	Total	Regional average per responding LA
Number of children who are EHE on school census day (7 October 2021)	14332	843
Number of notifications for EHE between 1 September 2020 and 31 August 2021	9509	559
Cumulative total across 2020/21 academic year	21233	1249
Average budget for EHE in 2020/21	N/A	£55,090.00
Average spend on EHE in 2020/21	N/A	£65,713.00



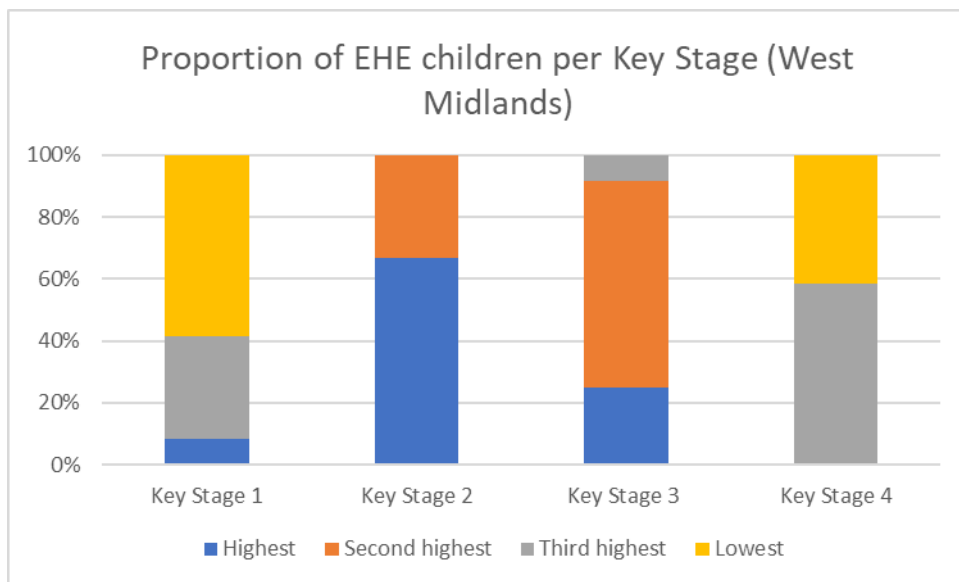
South West (6 responding LAs)

Indicator	Total	Regional average per responding LA
Number of children who are EHE on school census day (7 October 2021)	3660	610
Number of notifications for EHE between 1 September 2020 and 31 August 2021	2588	431
Cumulative total across 2020/21 academic year	4317	863
Average budget for EHE in 2020/21	N/A	£60,208.00
Average spend on EHE in 2020/21	N/A	£91,425.00



West Midlands (12 responding LAs)

Indicator	Total	Regional average per responding LA
Number of children who are EHE on school census day (7 October 2021)	8102	675
Number of notifications for EHE between 1 September 2020 and 31 August 2021	4998	454
Cumulative total across 2020/21 academic year (5 responses)	10640	887
Average budget for EHE in 2020/21	N/A	£118,047.00
Average spend on EHE in 2020/21	N/A	£130,128.00



Yorkshire & Humber (11 responding LAs)

Indicator	Total	Regional average per responding LA
Number of children who are EHE on school census day (7 October 2021)	5191	471
Number of notifications for EHE between 1 September 2020 and 31 August 2021	3812	347
Cumulative total across 2020/21 academic year (5 responses)	7432	676
Average budget for EHE in 2020/21	N/A	£81,218.00
Average spend on EHE in 2020/21	N/A	£85,573.00

