



Challenge

“What evidence is there within the East Midlands that investment in early help/intervention is worthwhile?”

In making budget decisions, what parts of early help / intervention are having a good impact and mustn't be cut, and what parts could we lose without damaging outcomes / impact?”

Performance and Data Group

January 2016



Agenda

- Background and context
- Is early help having an impact?
 - What do we mean by early help?
 - What services do we each include?
 - What are the cost implications of current services?
 - How has demand changed?
 - Is there a relationship between spend on early help and demand for services?
 - How do we measure impact / success?
- Group discussion
- Recommendations and next steps



Background

- It is estimated that over two million children in the UK today are living in difficult family circumstances
- *“Preventative services can do more to reduce abuse and neglect than reactive services”* (Munro,2011)
- Ofsted’s evaluation of early help in March 2015 found a number of areas for improvement including evaluations of effectiveness and impact...
 - *“Partner agencies in all the local authorities visited were committed to improving and coordinating their early help services”*
 - *“Local authorities and their partners were not fully evaluating the impact of their early help work”*



What is early help?

Working Together 2015 definition

“Early help means ‘providing support as soon as the problem emerges, at any point in the child’s life’”

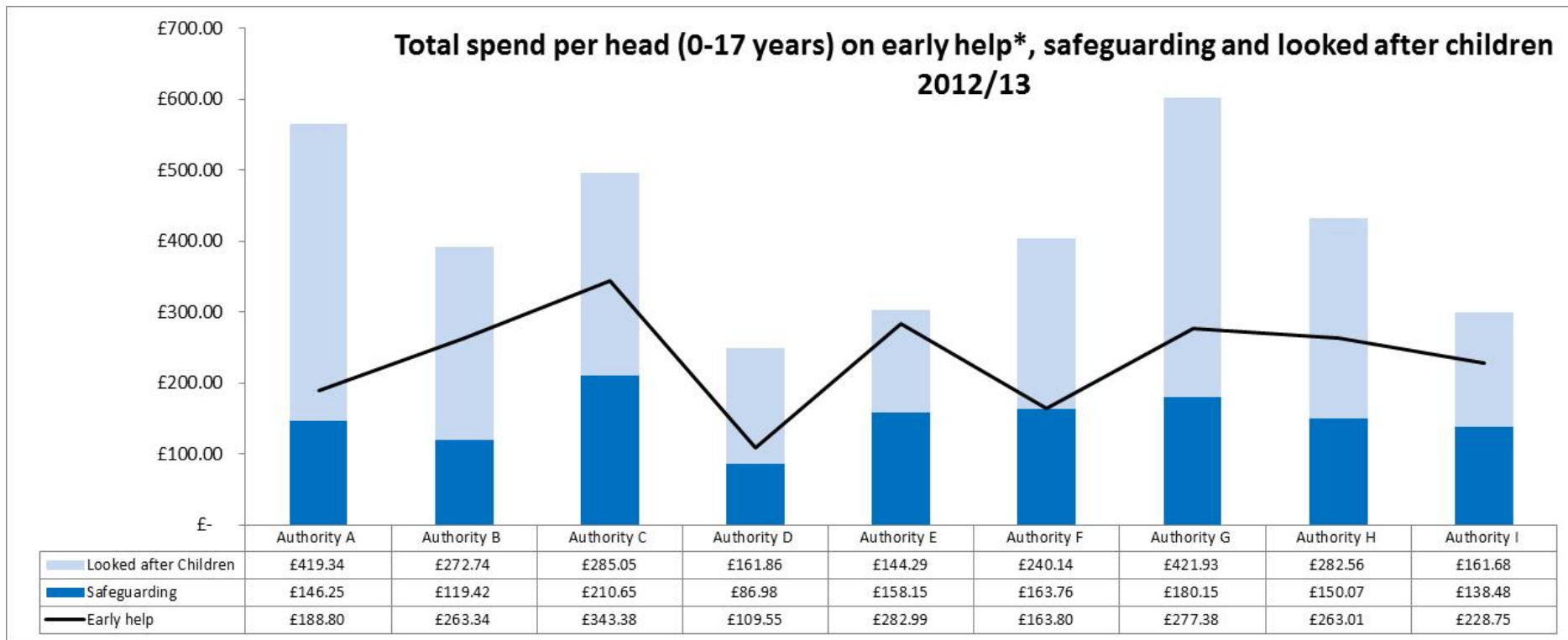


What is early help in the East Midlands?

support right
reduce families escalation
prevent needs
all any children life
level early young
people help problems
work services family
child intervention



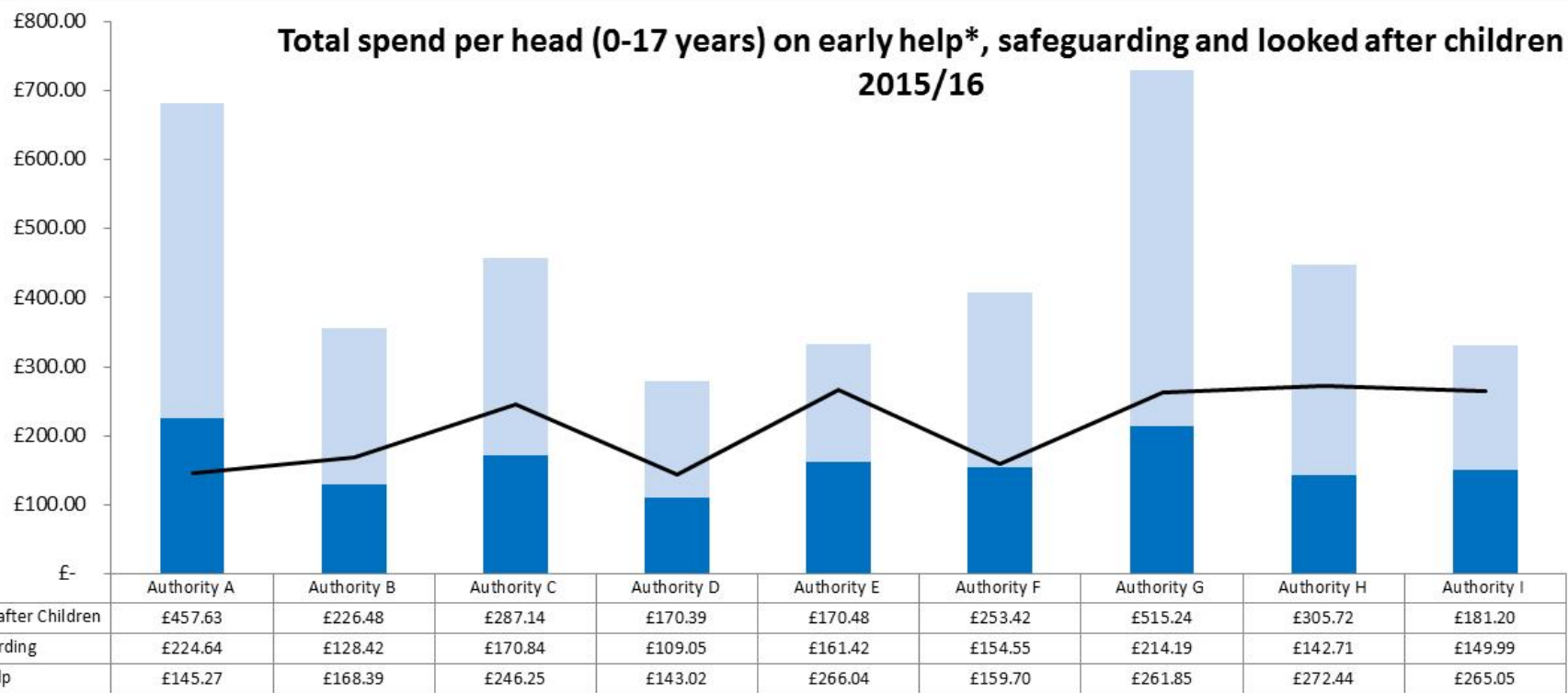
What is it costing us?



In 2012/13 we spent £386,616,005 on looked after children and safeguarding in the region and £223,076,540 on early help services.

What is it costing us?

Total spend per head (0-17 years) on early help*, safeguarding and looked after children 2015/16



In 2015/16 we spent £404,676,014 on looked after children and safeguarding in the region and £200,332,289 on early help services*.

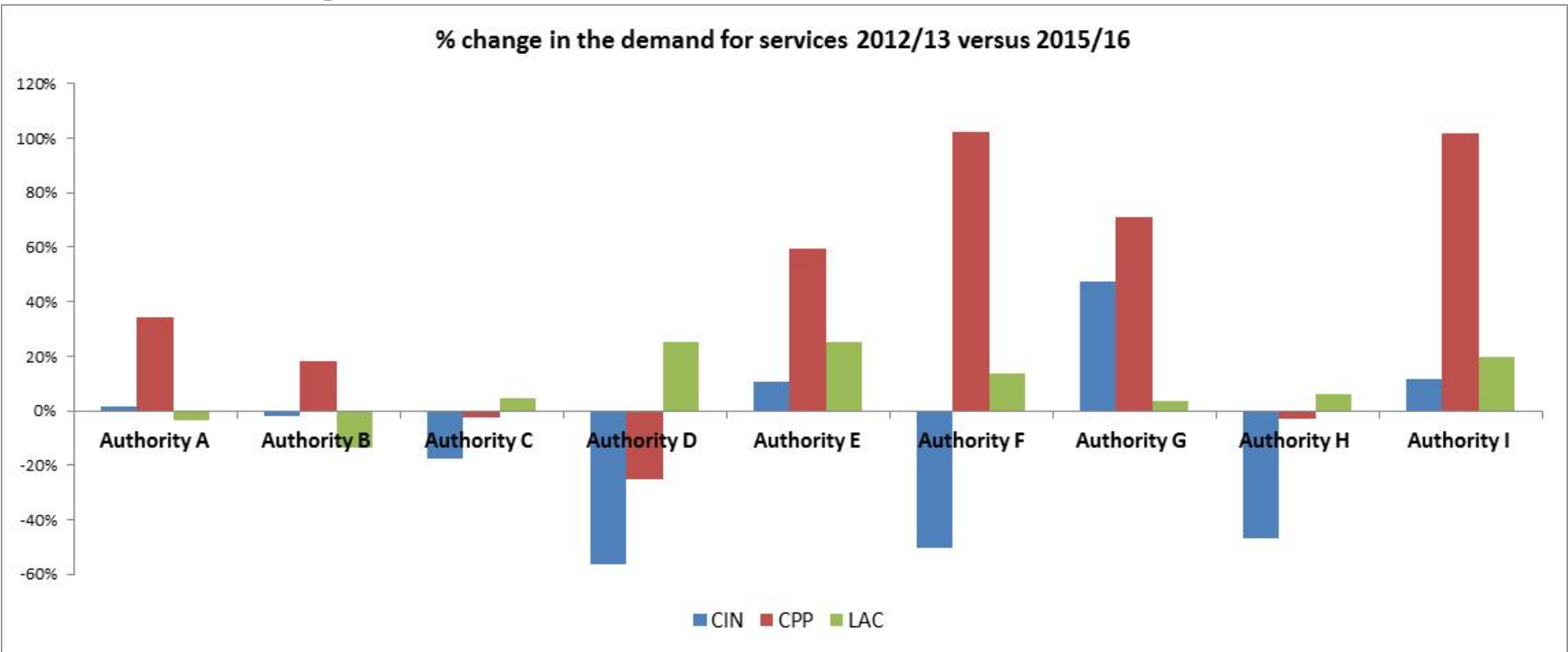


What is it costing us?

Authority	Change in spend 2012/13 to 2015/16 (spend per head 0-17 years)	
	Early help services*	Safeguarding and looked after children
Authority A	-£ 43.53 (-23%)	£ 116.68 (+21%)
Authority B	-£ 94.95 (-36%)	-£ 37.25 (-9%)
Authority C	-£ 97.13 (-28%)	-£ 37.72 (-8%)
Authority D	£ 33.47 (+31%)	£ 30.59 (+12%)
Authority E	-£ 16.95 (-6%)	£ 29.47 (+10%)
Authority F	-£ 4.10 (-3%)	£ 4.07 (+1%)
Authority G	-£ 15.53 (-6%)	£ 127.36 (+21%)
Authority H	£ 9.43 (+4%)	£ 15.81 (+4%)
Authority I	£ 36.30 (+16%)	£ 31.03 (10%)

How has demand changed across the region?

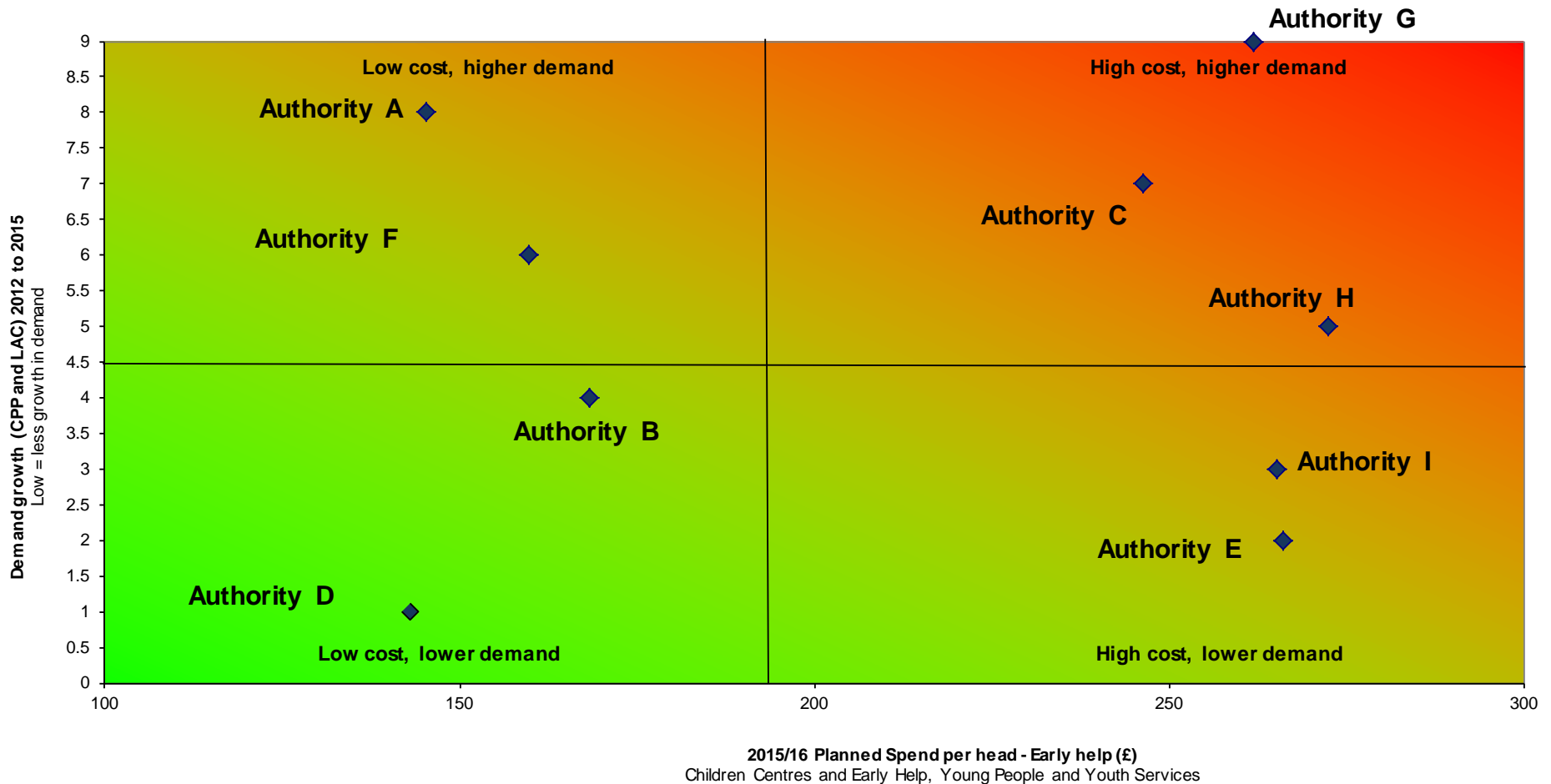
% change in the demand for services 2012/13 versus 2015/16





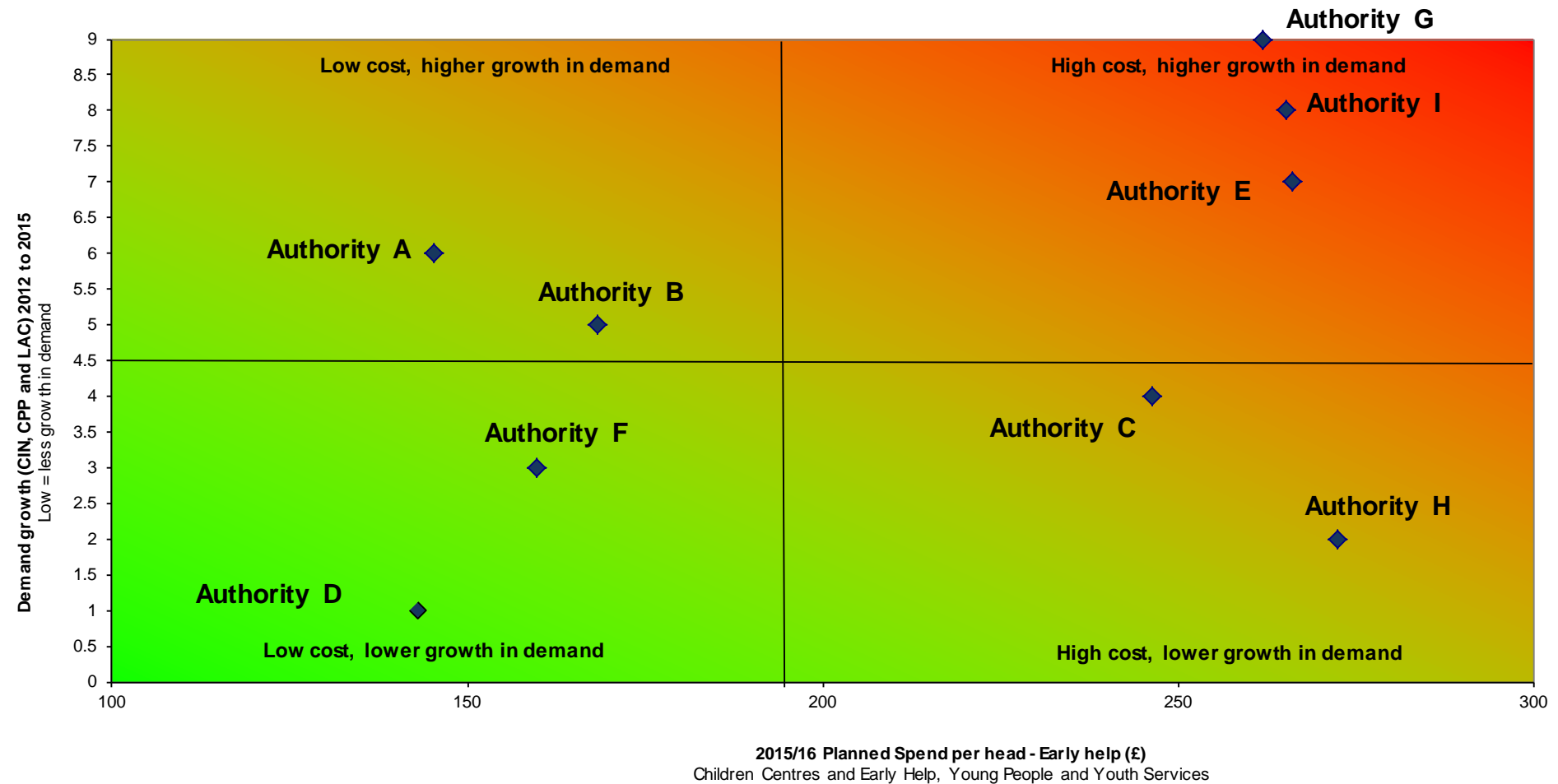
Relationship between cost of early help services and demand for statutory social care services?

2015/16 spend on early help versus current demand for high cost social care services (CPP and LAC)
East Midlands



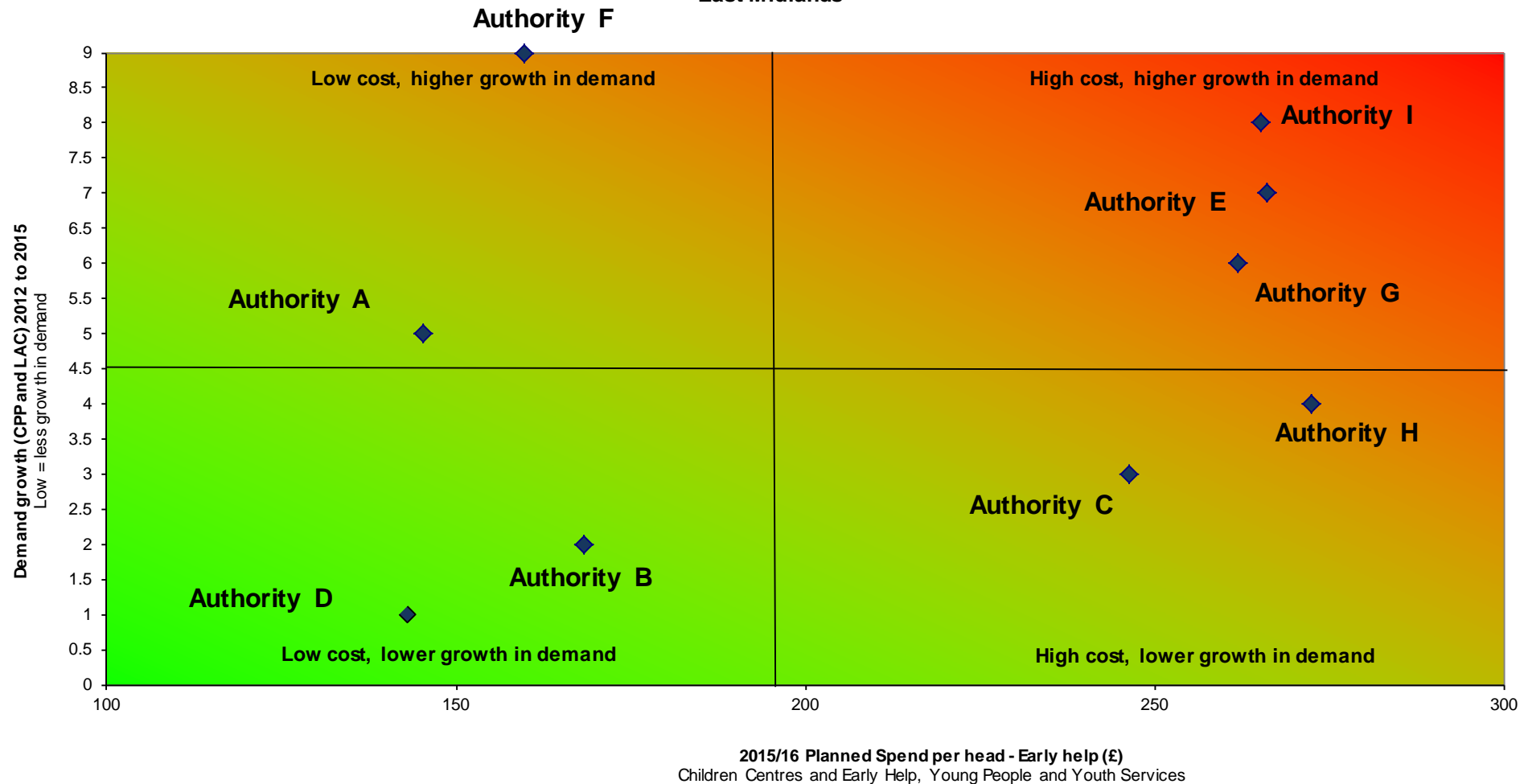
Relationship between cost of early help services and demand for statutory social care services?

2015/16 spend on early help versus growth in demand for statutory social care services
East Midlands



Relationship between cost of early help services and demand for statutory social care services?

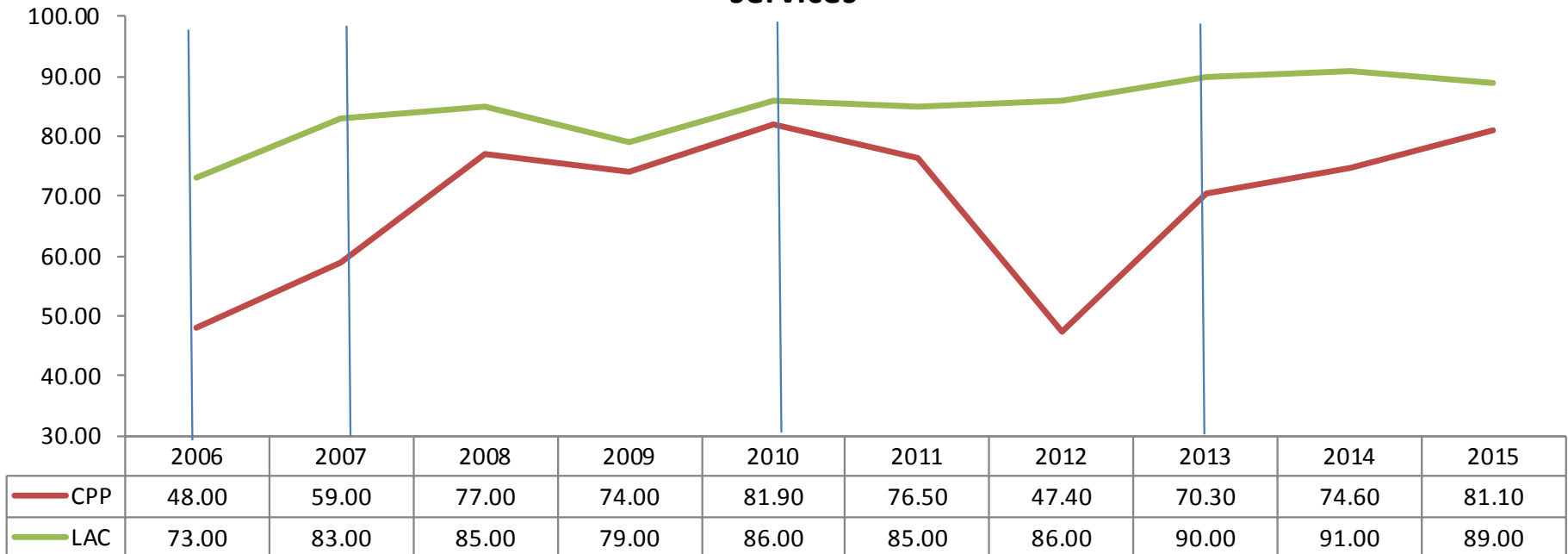
2015/16 spend on early help versus growth in demand for statutory social care services
East Midlands





Timeline of impact – case study

Sample timeline of key early help events and demand for high cost social care services



2000 - Sure Start Local Programmes established

2006 - Common Assessment Framework launched

2007 - Early Intervention City launched

2010 - Children's Centres Wave 3 launched

2013 - Priority Families Phase 1 launched



How are we measuring impact individually?

Key performance measures*

- Outcomes against progression tools
- Children's Centres reach and targeted reach
- Youth Offending – first time entrants
- Access to early years places (2, 3 and 4 year olds)
- EYFS outcomes
- Early help caseloads and assessments
- Quality of practice – audit outcomes
- User voice / satisfaction
- Early help cases stepped up
- Public Health 2.5 years development assessments
- Many more...



Evidence of impacts locally?

Do you think you can confidently say your authority has evidence that early help is having a sustained positive impact?

What is this judgement based on?

10 minute discussion



Additional key questions for discussion

- How soon can we realistically evaluate impact? Do we have a shared understanding of impact?
- What evidence are Members looking for to make decisions?
- What early help services do we think are having the biggest impact on outcomes? – *What is in and what is out?*
- How have target groups changed over time? Do we have a common agreement on who our target groups are?
- What 'common' measures could we use to collectively evaluate impact across the region?



Recommendations

- Identify no more than three key services to base evaluations of regional impact on
- The troubled families framework may offer a basis from which to start evaluating and comparing impact regionally (*although locally developed outcomes frameworks may complicate this*)
- Agree a core set of services / measures to collect and review regionally to allow a wider evaluation on the impact of early help



Next steps?